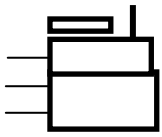



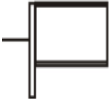
## KU65 6Mosfets High Speed Brushless Motor Controllor Diagram



Power wire (3P Plug)  
Red :Power Anodic; Black:Cathodal;



Motor wire(3\*Φ4 bullet holes)  
Yellow:Phase A; Green: Phase B; Blue: Phase C



Motor hall sensor wire(6P Plug)  
Red :5V; Black:GND; Yellow:Hall phase A;Green:Hall phase B;Blue: hall phase C



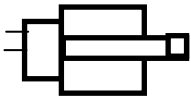
1+1 Pedal assisted wire (3P SM Plug)  
Red :5V; Black: GND; Blue: signal



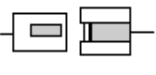
LED Panel wire (4P SM Plug)  
Red :Power Anodic; Black:Cathodal; Blue: power key;Green: Signal



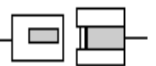
Throttle wire (3P Plug)  
Orange: 5V; Black: GND; Blue: signal



Low voltage brake wire (2P Plug)  
Yellow: signal; Black: GND



Speed limited wire: a pair of SM plug(white wire)  
Plug in: Speed limited; Disconnect: Speed unlimited



Cruise wire:a pair of SM plug(blue wire)  
Connected: Cruise; Disconnected: no Cruise

**ECITYPOWER**  
THE ART OF BATTERY

**Ecity Power Co., Ltd.**  
**Website: [www.ecitypower.com](http://www.ecitypower.com)**